

■ DATASHEET

FLUSH CASEMENT WINDOW



FEATURES

■ **ELEGANT AESTHETICS**

Slim and modern aluminium frames with sightlines starting from just 74mm

■ **ENERGY EFFICIENT**

70mm deep thermally broken frame achieves U-Values as low as 1.4 W/m²K with a double glazed unit, and a B-C rating on the BFRC WER scheme

■ **HEIGHTENED SECURITY**

Features multi-point locking system, PAS 24 and Secured By Design Certified, and in compliance with Part Q of the building regulations

■ **FLEXIBLE CONFIGURATIONS**

Choose from top hung, side hung, dummy sash, egress and easy clean options

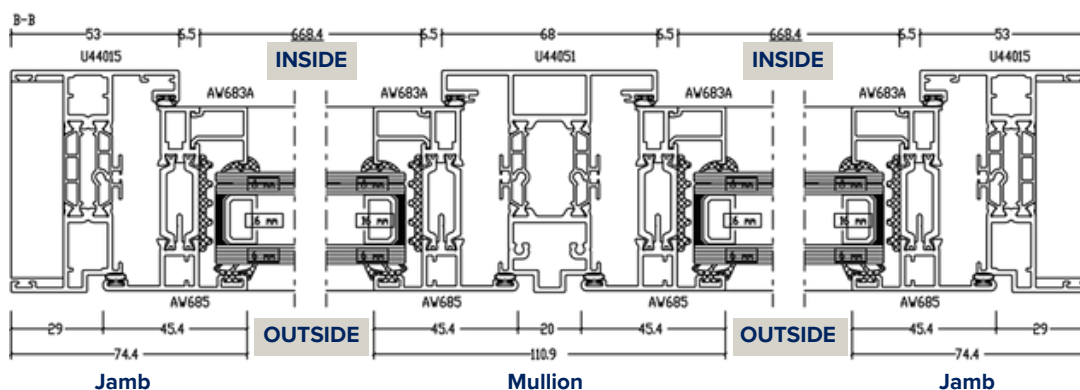
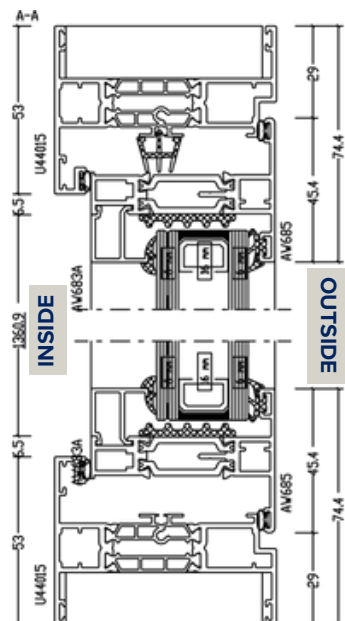
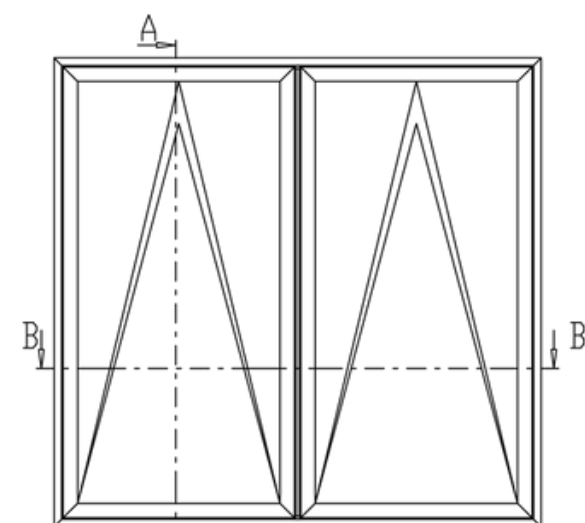
■ **GLAZING OPTIONS**

Internal Glazed with 28mm glazing thickness

■ **CHOICE OF FINISH**

Available in any single RAL colour, dual colour, textured or an anodised finish

TECHNICAL DRAWINGS



SIZE & WEIGHT LIMITS

Top Hung	
Max Size (mm)	1400w x 1200h
Min Size (mm)	350w x 250h
Max Weight	35kg
Side Hung	
Max Size (mm)	700w x 1400h
Min. Size (mm)	300w x 350h
Max Weight	26kg
Fixed Light	
Max Weight	250kg

PERFORMANCE

U-Value (Double Glazing)	(Ug: 1.0 W/m ² K) 1.4 W/m ² K
U-Value (Triple Glazing)	(Ug: 0.8 W/m ² K) 1.2 W/m ² K
Window Energy Rating (WER)	B-C
BRE Green Guide Rating	A rated
Air Permeability	Class 4 (600 Pa)
Water Tightness	Class 9a (600pa)
Wind Resistance	Class E2400 (2400 Pa)
Acoustic Performance Rw	Rw (C;Ctr) 42 (-1;-5) dB
Security 3rd Party	PAS 24 & SBD
Certification Q Mark	✓

BUILDING REGULATIONS

Part L	Compliant
Part F	Compliant
Part M	Compliant
Part Q	Compliant

SIGHTLINES

Head	74mm
Cill	99mm
Jamb	74mm
Mullion	112mm

Single Colour

Dual Colour

Textured Finish

Anodised Finish

DETAILS

Frame Depth	70mm
Glazing Thickness	28mm